

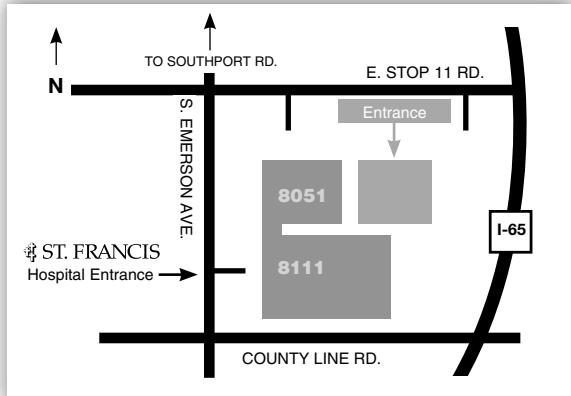
## LOCATIONS

### □ St. Francis Cardiac Nuclear Diagnostic Services

5255 E. Stop 11 Rd., Ste. 240 • Indianapolis, IN 46237

Take I-65 to Southport Road exit. Travel east on Southport to Emerson Avenue and turn right (south). Take Emerson to St. Francis Hospital-Indianapolis and the St. Francis Cardiac Nuclear Diagnostic Services.

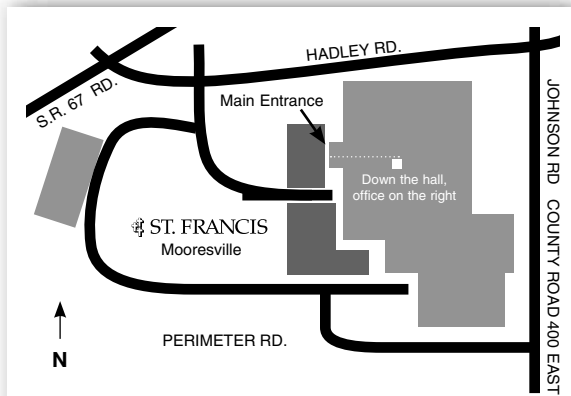
The office is located on the second floor of the 5255 medical office building on the north side of the St. Francis Hospital Indianapolis campus. Enter the parking lot from the access road on East Stop 11 Road.



### □ St. Francis Cardiac Care Center at Mooresville

1201 Hadley Road • Mooresville, IN 46158

The office is located on the main floor of St. Francis Hospital in Mooresville. Parking is available in the red lots.



## APPOINTMENT INFORMATION

### FOR MYOVIEW TESTING

PATIENT NAME \_\_\_\_\_

TEST DATE \_\_\_\_\_ TIME \_\_\_\_\_

TEST DATE 2 \_\_\_\_\_ TIME \_\_\_\_\_  
If applicable

#### IMPORTANT:

**No caffeine** after \_\_\_\_\_ a.m. / p.m. Date: \_\_\_\_ / \_\_\_\_

**Any caffeine consumption within 12 hours of your test may result in your test being rescheduled.**

**This includes: chocolate, soda, coffee and tea (even decaf).**

A radioactive tracer (Myoview) has been ordered and calibrated specifically for you.

It cannot be used at any other time by any other patient. We require at least 24 hours notice if you cannot keep your scheduled appointment. You may be charged for appointments not cancelled 24 hours in advance.

For questions, cancellations or rescheduling, please call 317-893-0052 or 317-893-0489.

For appointment scheduling:

Indianapolis: 317-893-0052

Mooresville: 317-893-0489

Fax: 317-893-1768



DOBUTAMINE

MYOVIEW  
STRESS TEST

BLOODFLOW

HEART

MUSCLE

TEST

IMPORTANT PATIENT INFORMATION



St. Francis Cardiac Nuclear Diagnostic Services  
St. Francis Cardiac Care Center at Mooresville

## PATIENT INSTRUCTIONS FOR MYOVIEW TESTING

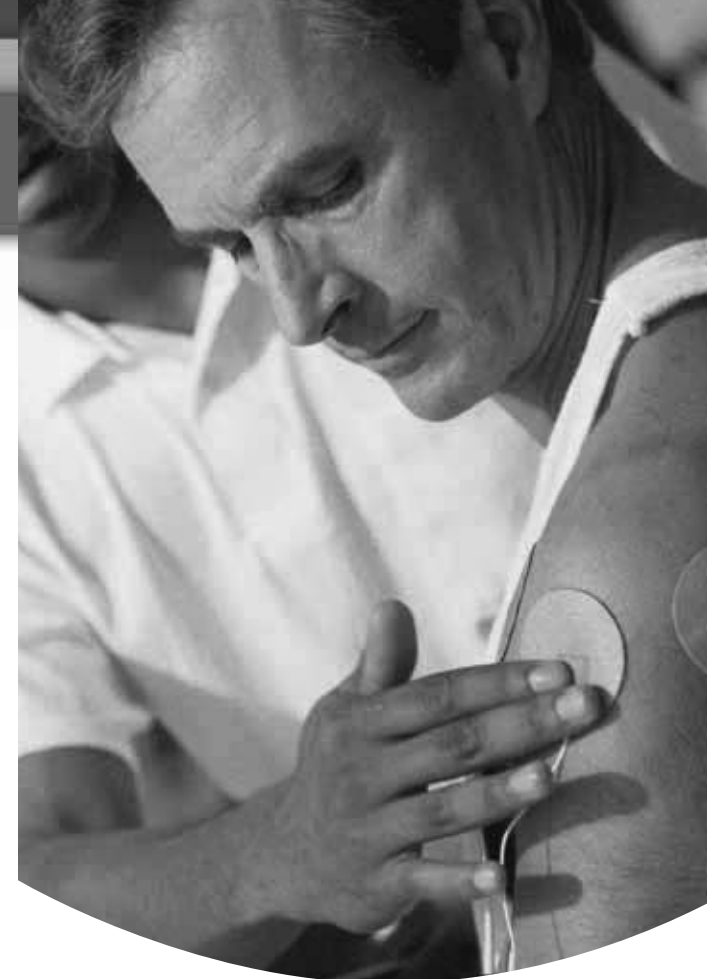
- Absolutely NO caffeine 12 hours prior to test.** This includes chocolate, coffee, tea and soda (even decaf). We cannot emphasize this enough, as any caffeine adversely affects the accuracy of the test. **Any caffeine consumption up to 12 hours before your test may result in your test being rescheduled.**
- You may eat a light meal (i.e., toast, juice) up to 4 hours prior to the test.
- The following medications must be avoided **48 hours prior** to the test:
 

Aerolate	Persantine
Aggrenox	Primatene
Anacin	Quibron
Cafeit	Respid
Cafergot suppository	Slo-Bid
Cafergot tablets	Slo-Phylline
Constant-T	Synlgos
Darvon compound	Tedral Sa
Dipyridmole	Theo-24
Elixophylline	Theo-Dur
Esgic	Theolair
Esgic-Plus	Theo-Organidin
Excedrin	Theophylline
Excedrin Migraine	Theo-Sav
Fioricet	Theostat
Fioricet with Codeine	Theo-X
Hycomine compound	T-Phyl
Morgeic Forte	Uniphyl
Morgesic	Wigraine
- Unless otherwise instructed, please take your medications as usual.
- If you use inhalers, bring them to the test.
- Wear comfortable walking shoes, pants and **your shirt should not have metal buttons, snaps or zippers.**
- No smoking for 24 hours** prior to the test.

## STRESS MYOVIEW TEST

### EXPLANATION OF TEST

- A Dobutamine Myoviev stress test will allow your physician to evaluate blood flow to the heart muscle. The test is proven to be safe, accurate and convenient. It serves as a method for identifying blocked coronary arteries, as well as any previous heart damage.
- The test requires 3 to 4 hours to complete. However, on two occasions you will spend time relaxing in our waiting room.
- Upon arrival to our office, an IV line is placed in your arm. A small amount of radioactive tracer (Myoviev) is given through the IV. Myoviev is a tracer and not a "dye;" no side effects should be expected.
- After an initial waiting period, an imaging scan of your heart is performed while you are lying down or reclining.
- Next, you will receive a medication that simulates the effects of exercise. Dobutamine is used for individuals who are unable to exercise adequately. During the Dobutamine infusion, your electrocardiogram (EKG) and blood pressure are constantly monitored.



- While you are receiving Dobutamine, a second small amount of Myoviev is administered.
- Following the Dobutamine infusion, there is another waiting period followed by a second imaging scan.
- After your test is completed, you will be permitted to drive.